

Branch Office

904, Sarap Complex, Opp. Navjivan Road,
C. U Shah College Road, Ashram Road,
Ahmedabad - 380 009

R Kabra & Co. LLP

CHARTERED ACCOUNTANTS

Certificate on (i) Weighted Average Price and Cost of Acquisition of Equity Shares of Promoters/Selling Shareholders of the Company for the last one year; (ii) weighted average price of Equity Shares of all the shareholders in the last 3 years prior to the date of filing; and (iii) the Cost of Acquisition of Company's Equity Shares held by the Promoters/ Promoter Group / Selling Shareholders and the other shareholders in the last three years; and (iv) Weighted Average Price and Cost of Acquisition of Equity Shares of all the transactions in the last 18 months or if no transactions have happened in the last 18 months, then 5 latest transactions in the last 3 years (both primary and secondary).

Date: March 16, 2026

The Board of Directors**Sai Parenteral's Limited**

Plot no 39, 5th floor Lavanya Arcade Jayabheri Enclave,
Gachibowli, K.V. Rangareddy, Seri Lingampally,
Telangana, India - 500032
(the "Company")

AND

Arihant Capital Markets Ltd

#1011 Solitaire Corporate Park
Bldg no -10, 1st Floor,
Guru Hargovindji Road, Chakala,
Andheri (East),
Mumbai - 400093

(Arihant Capital Markets Limited is referred to as the "Book Running Lead Manager" or the "BRLM")

Sub: Proposed initial public offering of equity shares of face value of ₹ 5 each (the "Equity Shares") of Sai Parenteral's Limited (the "Company" and such offer, the "Offer")

Dear Sir/Madam,

We, R Kabra & Co. LLP, the Statutory Auditors of the Company, have been informed that the Company proposes to file Red Herring Prospectus and Prospectus with SEBI, the Stock Exchanges and the Registrar of Companies, Hyderabad at Telangana (the "Prospectus"); and any other documents or materials to be issued in relation to the Offer (collectively with the RHP and Prospectus, the "Offer Documents").

We have received a request from the Company to verify and certify the following:

Sr. No.	Category	Particulars to be verified and certified
1.	Promoters, namely the following: 1. Anil Kumar Karusala 2. Vijitha Gorrepati 3. Karusala Aruna (hereinafter referred to as the "Promoter(s)")	a) Weighted average price at which Equity Shares were acquired in the last one year. b) Average cost of acquisition of Equity Shares. c) Details of acquisitions in the last three years.
2.	Selling shareholders, namely the following: 1. Ansh Golas 2. Ideas and Journeys Private Limited 3. Tilokchand Punamchand Ostwal 4. Venil Shrikantbhai Siriya 5. Sreelekha Ganta 6. Bhautik Mukund Shah 7. Nilesh Pravinchandra Doshi 8. Sangeeta Mukund Shah	a) Weighted average price at which Equity Shares acquired in the last one year. b) Average cost of acquisition of Equity Shares. c) Details of acquisitions in the last three years.

Head Office :- 515, Tulsiani Chambers, Nariman Point, Mumbai 400 021 . INDIA

91 - 99301 11344 | For queries, log on to www.rkabra.net




	<p>9. Mukund Sevantilal Shah 10. Rupesh Kumar Gupta 11. Nidhi Srivastava 12. Devarapalli Jeevan Kaladhar 13. Veera Venkata Satyanarayana Murty Ambati 14. Venkat Prahalad Dinesh Tayi 15. Ravi Sankar Posani 16. Vijay Gondi 17. Devendra Chawla 18. T.Visalakshi 19. Padma Guntupalli 20. Vijaya Sagar Galla Chowdary 21. Bhanwar Lal Chandak 22. Parul Gupta 23. Isha Gupta 24. Neeraj Kasam 25. Sujitha Ravoori 26. Mani Rajitha Sarma 27. Vikasa India EIF I Fund 28. Ashok Manohar Keni 29. Hetal Chetan Mehta 30. Ashish Maheshwari</p> <p>(hereinafter referred to as the “Selling Shareholders”)</p>	
3.	Promoter and Selling Shareholder (Refer Annexure VI)	a) Details of price at which specified securities (equity shares) were acquired by the Promoter, and Selling Shareholders in the last three years immediately preceding the date of this certificate

We have performed the following procedures: (i) obtained the list of selling shareholder as defined under Regulation 2(1)(bbb) of the ICDR Regulations from the management of the Company for the purpose of calculation of cost per share to the selling shareholder of the Company; (ii) compared the date of acquisition / sale / transfer; number of equity shares; and acquisition / issue cost per equity share in respect of the selling shareholder stated in the Statement, with the share allotment register, minutes of the meetings of the Board of Directors of the Company and duly constituted committees thereof, minutes of the Annual General Meetings and the Extra ordinary General Meetings, relevant statutory registers, and other documents and accounts as may be deemed relevant; (iii) computed the average cost of acquisition / weighted average price / weighted average cost of acquisition per share to the selling shareholder as on March 14, 2026.

We have performed the following procedures: (i) obtained the list of shareholders and promoters from the management of the Company for the purpose of calculation of cost per share; (ii) compared the date of acquisition / sale / transfer; number of equity shares; and acquisition / issue cost per equity share in respect of the members of the promoter group stated in the Statement, with the share allotment register, minutes of the meetings of the Board of Directors of the Company and duly constituted committees thereof, minutes of the Annual General Meetings and the Extra ordinary General Meetings, relevant statutory registers, relevant forms including share transfer forms, and other documents and accounts as may be deemed relevant.

Accordingly, based on the information and explanation provided to us by the Company, and on review of the following documents: (a) Form-2 (Return of Allotment) pursuant to Section 75(1) of the Companies Act, 1956, as amended (for allotments since inception to March 31, 2014) and Form PAS-3 pursuant to Section 39(4) of the Companies Act, 2013, as amended from time to time, and Rule 12 of the Companies (Prospectus and Allotment of Securities) Rules, 2014, as amended (for allotments since April 1, 2014) along with extracts of relevant Board and shareholder resolutions; (b) Form SH – 7 pursuant to Section 64(1) of the Companies Act, 2013, as amended from time to time and Rule 15 of the Companies (Share Capital and Debenture Rules), 2014; (c) share allotment and share transfer registers, minutes of the meetings of the Board of Directors of the Company and duly constituted committees thereof, minutes of the Annual General Meetings and the Extra-ordinary General Meetings of the Company, relevant statutory registers, share transfer forms, any other forms filed with any




regulatory authority in this regard and other documents presented to us, we hereby certify that the following, as on the date of this certificate:

I. AVERAGE COST OF ACQUISITION

S.No.	Name of the Promoter(s)/ Promoter Group	Number of Equity Shares Held	Percentage of shareholding (%)	Average cost of acquisition per Equity Share (in ₹)
1	Anil Kumar Karusala	45,58,597	12.35%	31.63
2	Vijitha Gorrepati	1,27,73,394	34.61%	7.40
3	Karusala Aruna	32,68,010	8.85%	24.67

The details of the workings for the cost of acquisition per Equity Share for Promoters are attached herewith as **Annexure I.**

S.No	Name of Selling Shareholder(s)	Number of Equity Shares Held	Percentage of shareholding (%)	Average cost of acquisition per share (in ₹)*
1	Ansh Golas	44,444	0.12%	45
2	Ideas and Journeys Private Limited	1,42,850	0.39%	70
3	Tilokchand Punamchand Ostwal	2,22,222	0.60%	45
4	Venil Shrikantbhai Siriya	50,000	0.14%	45
5	Sreelekha Ganta	2,00,000	0.54%	45
6	Bhautik Mukund Shah	1,40,000	0.38%	70
7	Nilesh Pravinchandra Doshi	1,40,000	0.38%	70
8	Sangeeta Mukund Shah	50,000	0.14%	70
9	Mukund Sevantilal Shah	50,000	0.14%	70
10	Rupesh Kumar Gupta	88,888	0.24%	45
11	Nidhi Srivastava	20,000	0.05%	45
12	Devarapalli Jeevan Kaladhar	20,000	0.05%	45
13	Veera Venkata Satyanarayana Murty Ambati	20,000	0.05%	45
14	Venkat Prahalad Dinesh Tayi	10,000	0.03%	45
15	Ravi Sankar Posani	30,000	0.08%	45
16	Vijay Gondi	1,80,000	0.49%	45
17	Devendra Chawla	2,22,218	0.60%	45
18	T.Visalakshi	1,20,000	0.33%	45
19	Padma Guntupalli	2,00,000	0.54%	45
20	Vijaya Sagar Galla Chowdary	11,110	0.03%	45
21	Bhanwar Lal Chandak	2,22,000	0.60%	35
22	Parul Gupta	44,444	0.12%	45
23	Isha Gupta	44,444	0.12%	45
24	Neeraj Kasam	20,000	0.05%	45
25	Sujitha Ravoori	60,000	0.16%	45
26	Mani Ranjitha Sarma	20,000	0.05%	45
27	Vikasa India	4,30,000	1.17%	70



28	Keni Manohar Ashok	40,000	0.11%	70
29	Hetal Chetan Mehta	1,11,110	0.30%	45
30	Ashish Maheshwari	2,22,000	0.60%	45


The details of the workings for the cost of acquisition per Equity Share for Selling Shareholder are attached herewith as **Annexure II**.

II. WEIGHTED AVERAGE PRICE AT WHICH EQUITY SHARES ACQUIRED IN THE LAST ONE YEAR.

Sr. No.	Name of Promoter(s)/ Promoter Group	Number of Equity Shares acquired in the last one year (i.e. from 15-03-2025 to 14-03-2026)	Weighted average price of equity shares acquired
1	Anil Kumar Karusala	40,00,000	35
2	Vijitha Gorrepati	NA	NA (Since no acquisition made in last one year)
3	Karusala Aruna	NA	NA (Since no acquisition made in last one year)

The computation of the above mentioned weighted average Price is set out in **Annexure III**.

S.No	Name of Selling shareholder(s)	Cumulative number of Equity Shares	Weighted Average Price for last one year
1	Ansh Golas	44,444	NA (since no acquisition in last 1 year)
2	Ideas and Journeys Private Limited	1,42,850	NA (since no acquisition in last 1 year)
3	Tilokchand Punamchand Ostwal	2,22,222	NA (since no acquisition in last 1 year)
4	Venil Shrikantbhai Siriya	50,000	NA (since no acquisition in last 1 year)
5	Sreelekha Ganta	2,00,000	NA (since no acquisition in last 1 year)
6	Bhautik Mukund Shah	1,40,000	NA (since no acquisition in last 1 year)
7	Nilesh Pravinchandra Doshi	1,40,000	NA (since no acquisition in last 1 year)
8	Sangeeta Mukund Shah	50,000	NA (since no acquisition in last 1 year)
9	Mukund Sevantilal Shah	50,000	NA (since no acquisition in last 1 year)
10	Rupesh Kumar Gupta	88,888	NA (since no acquisition in last 1 year)
11	Nidhi Srivastava	20,000	NA (since no acquisition in last 1 year)
12	Devarapalli Jeevan Kaladhar	20,000	NA (since no acquisition in last 1 year)
13	Veera Venkata Satyanarayana Murty Ambati	20,000	NA (since no acquisition in last 1 year)
14	Venkat Prahalad Dinesh Tayi	10,000	NA (since no acquisition in last 1 year)




15	Ravi Sankar Posani	30,000	NA (since no acquisition in last 1 year)
16	Vijay Gondi	1,80,000	NA (since no acquisition in last 1 year)
17	Devendra Chawla	2,22,218	NA (since no acquisition in last 1 year)
18	T.Visalakshi	1,20,000	NA (since no acquisition in last 1 year)
19	Padma Guntupalli	2,00,000	NA (since no acquisition in last 1 year)
20	Vijaya Sagar Galla Chowdary	11,110	NA (since no acquisition in last 1 year)
21	Bhanwar Lal Chandak	2,22,000	NA (since no acquisition in last 1 year)
22	Parul Gupta	44,444	NA (since no acquisition in last 1 year)
23	Isha Gupta	44,444	NA (since no acquisition in last 1 year)
24	Neeraj Kasam	20,000	NA (since no acquisition in last 1 year)
25	Sujitha Ravoori	60,000	NA (since no acquisition in last 1 year)
26	Mani Ranjitha Sarma	20,000	NA (since no acquisition in last 1 year)
27	Vikasa India EIF I Fund	4,30,000	NA (since no acquisition in last 1 year)
28	Keni Manohar Ashok	40,000	NA (since no acquisition in last 1 year)
29	Hetal Chetan Mehta	1,11,110	NA (since no acquisition in last 1 year)
30	Ashish Maheshwari	2,22,000	NA (since no acquisition in last 1 year)


The computation of the above mentioned weighted average Price is set out in **Annexure IV**.

III. WEIGHTED AVERAGE COST OF ACQUISITION OF SHARES TRANSACTED OF SELLING SHAREHOLDERS AND PROMOTERS IN THE LAST THREE YEARS, 18 MONTHS AND ONE YEAR

S.No	Promoter	No. of Equity Shares held as of 06 th February 2026	Weighted average price of Equity Shares acquired in the last one year (in ₹)	Weighted average price of Equity Shares acquired in the last eighteen months (in ₹)	Weighted average price of Equity Shares acquired in the last three years (in ₹)
1	Anil Kumar Karusala	45,58,597	35	35	31.96
2	Vijitha Gorrepati	1,27,73,394	NA (Since no acquisition in last one year)	NA (Since no acquisition in last 18 months)	26.68
3	Karusala Aruna	32,68,010	NA (Since no acquisition in last one year)	NA (Since no acquisition in last 18 months)	26.68




S.No	Name of Selling shareholder	Weighted Average Price for last 1 year	Weighted Average Price for last 18 months	Weighted Average Price for last 3 years
1	Ansh Golas	NA (since no acquisition in last 1 year)	NA (since no acquisition in last 18 months)	NA (since no acquisition in last 3 years)
2	Ideas and Journeys Private Limited	NA (since no acquisition in last 1 year)	NA (since no acquisition in last 18 months)	70
3	Tilokchand Punamchand Ostwal	NA (since no acquisition in last 1 year)	NA (since no acquisition in last 18 months)	NA (since no acquisition in last 3 years)
4	Venil Shrikantbhai Siriya	NA (since no acquisition in last 1 year)	NA (since no acquisition in last 18 months)	45
5	Sreelekha Ganta	NA (since no acquisition in last 1 year)	NA (since no acquisition in last 18 months)	NA (since no acquisition in last 3 years)
6	Bhautik Mukund Shah	NA (since no acquisition in last 1 year)	NA (since no acquisition in last 18 months)	70
7	Nilesh Pravinchandra Doshi	NA (since no acquisition in last 1 year)	NA (since no acquisition in last 18 months)	70
8	Sangeeta Mukund Shah	NA (since no acquisition in last 1 year)	NA (since no acquisition in last 18 months)	70
9	Mukund Sevantilal Shah	NA (since no acquisition in last 1 year)	NA (since no acquisition in last 18 months)	70
10	Rupesh Kumar Gupta	NA (since no acquisition in last 1 year)	NA (since no acquisition in last 18 months)	NA (since no acquisition in last 3 years)
11	Nidhi Srivastava	NA (since no acquisition in last 1 year)	NA (since no acquisition in last 18 months)	NA (since no acquisition in last 3 years)
12	Devarapalli Jeevan Kaladhar	NA (since no acquisition in last 1 year)	NA (since no acquisition in last 18 months)	NA (since no acquisition in last 3 years)
13	Veera venkata Satyanarayana Murty Ambati	NA (since no acquisition in last 1 year)	NA (since no acquisition in last 18 months)	NA (since no acquisition in last 3 years)
14	Venkat Prahalad Dinesh Tayi	NA (since no acquisition in last 1 year)	NA (since no acquisition in last 18 months)	NA (since no acquisition in last 3 years)
15	Ravi Sankar Posani	NA (since no acquisition in last 1 year)	NA (since no acquisition in last 18 months)	NA (since no acquisition in last 3 years)



16	Vijay Gondi	NA (since no acquisition in last 1 year)	NA (since no acquisition in last 18 months)	NA (since no acquisition in last 3 years)
17	Devendra Chawla	NA (since no acquisition in last 1 year)	NA (since no acquisition in last 18 months)	NA (since no acquisition in last 3 years)
18	T.Visalakshi	NA (since no acquisition in last 1 year)	NA (since no acquisition in last 18 months)	NA (since no acquisition in last 3 years)
19	Padma Guntupalli	NA (since no acquisition in last 1 year)	NA (since no acquisition in last 18 months)	NA (since no acquisition in last 3 years)
20	Vijaya Sagar Galla Chowdary	NA (since no acquisition in last 1 year)	NA (since no acquisition in last 18 months)	NA (since no acquisition in last 3 years)
21	Bhanwar lal Chandak	NA (since no acquisition in last 1 year)	NA (since no acquisition in last 18 months)	25
22	Parul Gupta	NA (since no acquisition in last 1 year)	NA (since no acquisition in last 18 months)	NA (since no acquisition in last 3 years)
23	Isha Gupta	NA (since no acquisition in last 1 year)	NA (since no acquisition in last 18 months)	NA (since no acquisition in last 3 years)
24	Neeraj Kasam	NA (since no acquisition in last 1 year)	NA (since no acquisition in last 18 months)	NA (since no acquisition in last 3 years)
25	Sujitha Ravoori	NA (since no acquisition in last 1 year)	NA (since no acquisition in last 18 months)	NA (since no acquisition in last 3 years)
26	Mani Ranjitha sarma	NA (since no acquisition in last 1 year)	NA (since no acquisition in last 18 months)	NA (since no acquisition in last 3 years)
27	Vikasa India EIF I Fund	NA (since no acquisition in last 1 year)	NA (since no acquisition in last 18 months)	70
28	Keni Manohar Ashok	NA (since no acquisition in last 1 year)	NA (since no acquisition in last 18 months)	70
29	Hetal Chetan Mehta	NA (since no acquisition in last 1 year)	NA (since no acquisition in last 18 months)	NA (since no acquisition in last 18 months)
30	Ashish Maheshwari	NA (since no acquisition in last 1 year)	NA (since no acquisition in last 18 months)	NA (since no acquisition in last 18 months)

The computation of the above mentioned weighted average Price is set out in **Annexure V**.




IV. DETAILS OF ACQUISITIONS IN THE LAST THREE YEARS


We confirm and certify the following details of acquisition of equity shares in the three preceding years from the date of this certificate (including the immediately preceding year) by the Promoters, members of Promoter Group, Selling Shareholders and other shareholders:

Sr. No.	Name of Promoter(s)	Number of Equity Shares acquired in the last 3 years	Weighted average price of equity shares acquired
1.	Anil Kumar Karusala	63,01,376	31.96
2.	Vijitha Gorrepati	57,99,504	26.68
3.	Karusala Aruna	24,99,120	26.68

S.No	Name of Selling shareholder	Nature of Transaction	Date of Acquisition / Allotment	Number of Equity Shares	Face Value (Rs.)	Acquisition price per share	Weighted Average Price for last 3 years
1	Ansh Golas	Private Placement	08-02-2022	22,222.00	10	90	NA (since no acquisition in last 3 years)
		Sub - division	12-11-2024	-	5	NA	
2	Ideas and Journeys Private Limited	Private Placement	15-03-2024	31,425.00	10	140	70
		Private Placement	05-04-2024	40,000.00	10	140	
		Sub-division	12-11-2024	-	5	-	
3	Tilokchand Punamchand Ostwal	Private Placement	01-02-2022	1,11,111.00	10	90	NA (since no acquisition in last 3 years)
		Sub-division	12-11-2024	-	5	-	
4	Venil Shrikantbhai Siriya	Private Placement	22-02-2024	25,000.00	10	90	45
		Sub-division	12-11-2024	-	5	-	
5	Sreelekha Ganta	Private Placement	08-02-2022	1,00,000.00	10	90	NA (since no acquisition in last 3 years)
		Sub-division	12-11-2024	-	5	-	
6	Bhautik Mukund Shah	Private Placement	22-02-2024	70,000.00	10	140	70
		Sub-division	12-11-2024	-	5	-	
7	Nilesh Pravinchandra Doshi	Private Placement	29-02-2024	70,000.00	10	140	70
		Sub-division	12-11-2024	-	5	-	
8	Sangeeta Mukund Shah	Private Placement	22-02-2024	25,000.00	10	140	70
		Sub-division	12-11-2024	-	5	-	
9	Mukund Sevantilal Shah	Private Placement	22-02-2024	25,000.00	10	140	70
		Sub-division	12-11-2024	-	5	-	
10	Rupesh Kumar Gupta	Private Placement	08-02-2022	44,444.00	10	90	NA (since no acquisition in last 3 years)
		Sub-division	12-11-2024	-	5	-	
11	Nidhi Srivastava	Private Placement	17-03-2022	10,000.00	10	90	NA (since no acquisition in last 3 years)
		Sub-division	12-11-2024	-	5	-	



12	Devarapalli Jeevan Kaladhar	Private Placement	17-03-2022	10,000.00	10	90	NA (since no acquisition in last 3 years)
		Sub-division	12-11-2024	-	5	-	
13	Veera Venkata Satyanarayana Murty Ambati	Private Placement	17-03-2022	10,000.00	10	90	NA (since no acquisition in last 3 years)
		Sub-division	12-11-2024	-	5	-	
14	Venkat Prahalad Dinesh Tayi	Private Placement	17-03-2022	5,000.00	10	90	NA (since no acquisition in last 3 years)
		Sub-division	12-11-2024	-	5	-	
15	Ravi Sankar Posani	Private Placement	01-02-2022	15,000.00	10	90	NA (since no acquisition in last 3 years)
		Sub-division	12-11-2024	-	5	-	
16	Vijay Gondi	Private Placement	01-02-2022	90,000.00	10	90	NA (since no acquisition in last 3 years)
		Sub-division	12-11-2024	-	5	-	
17	Devendra Chawla	Private Placement	17-03-2022	55,555.00	10	90	NA (since no acquisition in last 3 years)
		Private Placement	26-04-2022	55,554.00	10	90	
		Sub-division	12-11-2024	-	5	-	
18	T.Visalakshi	Private Placement	01-02-2022	60,000.00	10	90	NA (since no acquisition in last 3 years)
		Sub-division	12-11-2024	-	5	-	
19	Padma Guntupalli	Private Placement	14-05-2022	1,00,000.00	10	90	NA (since no acquisition in last 3 years)
		Sub-division	12-11-2024	-	5	-	
20	Vijaya Sagar Galla Chowdary	Private Placement	08-02-2022	5,555.00	10	90	NA (since no acquisition in last 3 years)
		Sub-division	12-11-2024	-	5	-	
21	Bhanwar Lal Chandak	Private Placement	08-02-2022	55,500.00	10	90	25
		Secondary transactions	11-12-2023	55,500.00	10	50	
		Sub-division	12-11-2024	-	5	-	
22	Parul Gupta	Private Placement	08-02-2022	22,222.00	10	90	NA (since no acquisition in last 3 years)
		Sub-division	12-11-2024	-	5	-	
23	Isha Gupta	Private Placement	08-02-2022	22,222.00	10	90	NA (since no acquisition in last 3 years)
		Sub-division	12-11-2024	-	5	-	
24	Neeraj Kasam	Private Placement	17-03-2022	7,778.00	10	90	NA (since no acquisition in last 3 years)
		Private Placement	08-02-2022	2,222.00	10	90	
		Sub-division	12-11-2024	-	5	-	
25	Sujitha Ravoori	Private Placement	08-02-2022	10,000.00	10	90	NA (since no acquisition in last 3 years)
		Private Placement	26-04-2022	20,000.00	10	90	



		Sub-division	12-11-2024	-	5	-	last 3 years)
26	Mani Ranjitha sarma	Private Placement	17-03-2022	10,000.00	10	90	NA (since no acquisition in last 3 years)
		Sub-division	12-11-2024	-	5	-	
27	Vikasa India EIF I Fund	Private Placement	15-03-2024	2,15,000.00	10	140	70
		Sub-division	12-11-2024	-	5	-	
28	Ashok Manohar Keni	Private Placement	22-02-2024	20,000.00	10	140	70
		Sub-division	12-11-2024	-	5	-	
29	Hetal Chetan Mehta	Private Placement	01-02-2022	55,555.00	10	90	NA (since no acquisition in last 18 months)
		Sub-division	12-11-2024	-	5	-	
30	Ashish Maheshwari	Private Placement	26-04-2022	1,11,000.00	10	90	NA (since no acquisition in last 18 months)

V. WEIGHTED AVERAGE COST OF ACQUISITION OF ALL EQUITY SHARES TRANSACTED BY THE PROMOTER, PROMOTER GROUP AND SELLING SHAREHOLDERS IN THE THREE YEARS, EIGHTEEN MONTHS AND ONE YEAR PRECEDING THE DATE OF THIS DRAFT RED HERRING PROSPECTUS


Particulars	Weighted average cost of acquisition	Cap Price is 'X' times the Weighted Average Cost of Acquisition	Range of acquisition price - Lowest price - Highest price
Last 3 years	34.48	NA	00.00 – 140.00
last 18 months	35.00	NA	00.00 – 53.36
last 1 year	35.00	NA	00.00 -53.36

The computation of the above mentioned weighted average Price is set out in Annexure VI & Annexure VII.

VI. WEIGHTED AVERAGE COST OF ACQUISITION PER SHARE OF COMPANY BASED ON PRIMARY AND SECONDARY SALE OR ACQUISITION OF EQUITY SHARES INVOLVING PROMOTERS/ INVESTOR SELLING SHAREHOLDERS DURING THE 18 MONTHS PRECEDING THE DATE OF FILING OF THIS DRAFT RED HERRING PROSPECTUS

Type of transaction	Weighted average cost of acquisition (₹)	Floor price (i.e. (₹ [●])*)	Cap price (i.e. (₹ [●])*)
Weighted average cost of acquisition of primary / new issue of shares as per paragraph (1) above	35	*	*
Weighted average cost of acquisition of secondary sale / acquisition of shares as per paragraph K(2) above	0.00	*	*

*To be computed after finalization of Price Band.



We confirm that the information in this certificate is true and correct and there is no untrue statement or omission, which would render the contents of this certificate misleading in its form or context. We have conducted our examination in accordance with the applicable guidance note issued by the Institute of Chartered Accountants of India (the "ICAI") which requires that we comply with ethical requirements of the Code of Ethics issued by the ICAI and accordingly, we confirm that we have complied with such Code of Ethics issued by the ICAI

We have conducted our examination in accordance with the "Guidance Note on Reports or Certificates for Special Purposes (Revised 2016)" ("Guidance Note") issued by the Institute of Chartered Accountants of India. The Guidance Note requires that we comply with ethical requirements of the Code of Ethics issued by the Institute of Chartered Accountants of India.

We have complied with the relevant applicable requirements of the Standard on Quality Control (SQC) 1, Quality Control for Firms that Perform Audits and Reviews of Historical Financial Information, and Other Assurance and Related Services Engagements.


This certificate may be relied upon by the Company, the Book Running Lead Manager, and the Legal Counsel appointed in relation to the Offer. We hereby consent to extracts of, or reference to, this certificate being used in Offer Documents. We also consent to this certificate to be uploaded on the website, repository and, or, the database of the Stock Exchanges. Further, we hereby consent to this certificate being disclosed by the BRLM, if required (i) by reason of any law, regulation, order or request of a court or by any governmental or competent regulatory authority, or (ii) in seeking to establish a defence in connection with, or to avoid, any actual, potential or threatened legal, arbitral or regulatory proceeding or investigation.

We confirm that we will immediately communicate any changes in writing in the above information to the Book Running Lead Manager until the date when the Equity Shares allotted and transferred in the Offer commence trading on the relevant stock exchanges. In the absence of any such communication from us, Book Running Lead Manager and the legal counsel, can assume that there is no change to the above information.

All capitalized terms used herein and not specifically defined shall have the same meaning as ascribed to them in the Offer Documents.

Yours faithfully

**For, R Kabra & Co. LLP ,
Chartered Accountants
ICAI Firm Registration Number: 104502W/W100721**



**Partner: Prakash Tekwani
Membership No. 108681
Place: Ahmedabad
UDIN : 26108681KBE CY03J73**




Cc:

Legal Counsel to the Offer

Desai & Diwanji
Forbes Building, 4th floor,
Charanjit Rai Marg,
Fort, Mumbai – 400 001,
Maharashtra, India

ANNEXURE I
COMPUTATION OF AVERAGE COST OF ACQUISITION FOR EACH PROMOTER

Name of Promoter	Nature of transaction	Nature of consideration	Date of Allotment/ acquisition	No. of Equity Shares acquired/ allotted	Face value per Equity Share	Cost per Equity Share (including securities premium) (in ₹)	Total cost (in ₹)	Cumulative amount paid for the Equity Shares	Cumulative number of Equity Shares
Anil Kumar Karusala	Preferential Allotment	Other than cash	05-02-2024	11,50,688	10	53.36	6,14,00,712	6,14,00,712	11,50,688
Anil Kumar Karusala	Transfer of shares	Cash	22-10-2024	-37,000	10	75	-27,75,000	5,86,25,712	11,13,688
Anil Kumar Karusala	Transfer of shares	Cash	22-10-2024	-17,000	10	75	-12,75,000	5,73,50,712	10,96,688
Anil Kumar Karusala	Transfer of shares	Cash	22-10-2024	-30,000	10	75	-22,50,000	5,51,00,712	10,66,688
Anil Kumar Karusala	Transfer of shares	Cash	28-10-2024	-23,334	10	75	-17,50,050	5,33,50,662	10,43,354
Anil Kumar Karusala	Sub-Division	NA	12-11-2024	0	5	-	-	5,33,50,662	20,86,708
Anil Kumar Karusala	Transfer of shares	Cash	13-12-2024	-36,000	5	75	-27,00,000	5,06,50,662	20,50,708
Anil Kumar Karusala	Transfer of shares	Cash	18-12-2024	-30,000	5	75	-22,50,000	4,84,00,662	20,20,708
Anil Kumar Karusala	Transfer of shares	Cash	18-12-2024	-13,333	5	75	-9,99,975	4,74,00,687	20,07,375
Anil Kumar Karusala	Transfer of shares	Cash	18-12-2024	-37,000	5	75	-27,75,000	4,46,25,687	19,70,375
Anil Kumar Karusala	Transfer of shares	Cash	20-12-2024	-18,000	5	75	-13,50,000	4,32,75,687	19,52,375
Anil Kumar Karusala	Transfer of shares	Cash	20-12-2024	-50,000	5	75	-37,50,000	3,95,25,687	19,02,375
Anil Kumar Karusala	Transfer of shares	Cash	20-12-2024	-17,000	5	75	-12,75,000	3,82,50,687	18,85,375
Anil Kumar Karusala	Transfer of shares	Cash	20-12-2024	-17,000	5	75	-12,75,000	3,69,75,687	18,68,375



Anil Kumar Karusala	Transfer of shares	Cash	26-12-2024	-37,000	5	75	-27,75,000	3,42,00,687	18,31,375
Anil Kumar Karusala	Transfer of shares	Cash	27-12-2024	-17,000	5	75	-12,75,000	3,29,25,687	18,14,375
Anil Kumar Karusala	Transfer of shares	Cash	27-12-2024	-13,333	5	75	-9,99,975	3,19,25,712	18,01,042
Anil Kumar Karusala	Transfer of shares	Cash	27-12-2024	-30,000	5	75	-22,50,000	2,96,75,712	17,71,042
Anil Kumar Karusala	Transfer of shares	Cash	27-12-2024	-17,000	5	75	-12,75,000	2,84,00,712	17,54,042
Anil Kumar Karusala	Transfer of shares	Cash	27-12-2024	-50,000	5	75	-37,50,000	2,46,50,712	17,04,042
Anil Kumar Karusala	Transfer of shares	Cash	27-12-2024	-18,000	5	75	-13,50,000	2,33,00,712	16,86,042
Anil Kumar Karusala	Transfer of shares	Cash	04-04-2025	-7,778	5	90	-7,00,020	2,26,00,692	16,78,264
Anil Kumar Karusala	Transfer of shares	Cash	04-04-2025	-11,667	5	90	-10,50,030	2,15,50,662	16,66,597
Anil Kumar Karusala	Transfer of shares	Cash	25-04-2025	-8,000	5	90	-7,20,000	2,08,30,662	16,58,597
Anil Kumar Karusala	Transfer of shares	Cash	05-09-2025	-1,75,000	5	95	-1,66,25,000	42,05,662	14,83,597
Anil Kumar Karusala	Allotment of shares upon conversion	Cash	24-09-2025	40,00,000	5	35	14,00,00,000	14,42,05,662	54,83,597
Anil Kumar Karusala	Transfer of shares via gift	NA	29-09-2025	-9,25,000	5	0	-	14,42,05,662	45,58,597
	Average cost per share	31.63							



Name of Promoter	Nature of transaction	Nature of consideration	Date of Allotment/ acquisition	No. of Equity Shares acquired/ allotted	Face value per Equity Share	Cost per Equity Share (including securities premium) (in ₹)	Total cost (in ₹)	Cumulative amount paid for the Equity Shares	Cumulative number of Equity Shares
Karusala Aruna	Secondary Transactions	Cash	12-09-2016	8,500	100	800	68,00,000	68,00,000	8,500
Karusala Aruna	Right issue	Cash	31-12-2016	81,500	100	100	81,50,000	1,49,50,000	90,000
Karusala Aruna	Sub-division	NA	22-09-2021	0	10	0	-	1,49,50,000	9,00,000
Karusala Aruna	Bonus shares	NA	25-09-2021	5,40,000	10	0	-	1,49,50,000	14,40,000
Karusala Aruna	Transfer of shares	Cash	08-06-2022	-25,555.00	10	18	-4,59,990	1,44,90,010	14,14,445
Karusala Aruna	Transfer of shares	Cash	08-06-2022	-30,000	10	18	-5,40,000	1,39,50,010	13,84,445
Karusala Aruna	Preferential Allotment	Other than cash	05-02-2024	12,49,560	10	53.36	6,66,76,522	8,06,26,532	26,34,005
Karusala Aruna	Sub Division	NA	12-11-2024		5	0	-	8,06,26,532	52,68,010
Karusala Aruna	Transfer of shares	NA	29-09-2025	-20,00,000	5	0	-	8,06,26,532	32,68,010
	Average cost	24.671							



Name of Promoter	Nature of transaction	Nature of consideration	Date of Allotment/ acquisition	No. of Equity Shares acquired/ allotted	Face value per Equity Share	Cost per Equity Share (including securities premium) (in ₹)	Total cost (in ₹)	Cumulative amount paid for the Equity Shares	Cumulative number of Equity Shares
Vijitha Gorrepati	Secondary Transactions	Cash	12-09-2016	25,500	100	800	2,04,00,000	2,04,00,000	25,500
Vijitha Gorrepati	Right issue	Cash	31-12-2016	2,44,500	100	100	2,44,50,000	4,48,50,000	2,70,000
Vijitha Gorrepati	Sub-division	NA	22-09-2021	-	10	0	-	4,48,50,000	27,00,000
Vijitha Gorrepati	Bonus shares	NA	25-09-2021	16,20,000	10	0	-	4,48,50,000	43,20,000
Vijitha Gorrepati	Transfer of shares	Cash	08-06-2022	-25,555	10	18	-4,59,990	4,43,90,010	42,94,445
Vijitha Gorrepati	Transfer of shares	Cash	08-07-2022	-30,000	10	18	-5,40,000	4,38,50,010	42,64,445
Vijitha Gorrepati	Preferential Allotment	Other than cash	05-02-2024	28,99,752	10	53.36	15,47,30,767	19,85,80,777	71,64,197
Vijitha Gorrepati	Subdivision	NA	12-11-2024	-	5	0	-	19,85,80,777	1,43,28,394
Vijitha Gorrepati	Transfer of shares	Cash	06/06/2025	-2,00,000	5	90	-1,80,00,000	18,05,80,777	1,41,28,394
Vijitha Gorrepati	Transfer of shares	Cash	24-09-2025	-1,50,000	5	200	-3,00,00,000	15,05,80,777	1,39,78,394
Vijitha Gorrepati	Transfer of shares	Cash	24-09-2025	-50,000	5	200	-1,00,00,000	14,05,80,777	1,39,28,394
Vijitha Gorrepati	Transfer of shares	Cash	29-09-2025	-2,30,000	5	200	-4,60,00,000	9,45,80,777	1,36,98,394
Vijitha Gorrepati	Transfer of shares via gift	NA	29-09-2025	-9,25,000	5	0	-	9,45,80,777	1,27,73,394
	Average cost per share	7.405							



ANNEXURE II
COMPUTATION OF AVERAGE COST OF ACQUISITION FOR EACH SELLING SHAREHOLDER

S.N	Name of Selling shareholder	Nature of transaction	Nature of consideration	Date of Allotment/ acquisition	No. of Equity Shares acquired/ allotted	Face value per Equity Share	Cost per Equity Share (including securities premium) (in ₹)	Total cost (in ₹)	Cumulative amount paid for the Equity Shares	Cumulative number of Equity Shares	Average cost per share
1	Ansh Golas	Private Placement	Cash	08-02-2022	22,222.00	10.00	90.00	19,99,980.00	19,99,980.00	44,444.00	45
		Sub-division	-	12-11-2024	-	5.00	-	-			
2	Ideas and Journeys Private Limited	Private Placement	Cash	15-03-2024	31,425.00	10.00	140.00	43,99,500.00	99,99,500.00	1,42,850.00	70
		Private Placement	Cash	05-04-2024	40,000.00	10.00	140.00	56,00,000.00			
		Sub-division	-	12-11-2024	-	5.00	-	-			
3	Tilokchand Punamchand Ostwal	Private Placement	Cash	01-02-2022	1,11,111.00	10.00	90.00	99,99,990.00	99,99,990.00	2,22,222.00	45
		Sub-division	-	12-11-2024	-	5.00	-	-			
4	Venil Shrikantbhai Siriya	Private Placement	Cash	22-02-2024	25,000.00	10.00	90.00	22,50,000.00	22,50,000.00	50,000.00	45
		Sub-division	-	12-11-2024	-	5.00	-	-			
5	Sreelekha Ganta	Private Placement	Cash	08-02-2022	1,00,000.00	10.00	90.00	90,00,000.00	90,00,000.00	2,00,000.00	45



		Sub-division	-		12-11-2024	-	5.00	-	-	-				
		Private Placement	Cash		22-02-2024	70,000.00	10.00	140.00	98,00,000.00					
6	Bhautik Mukund Shah	Sub-division	-		12-11-2024	-	5.00	-	-	98,00,000.00			1,40,000.00	70
		Private Placement	Cash		29-02-2024	70,000.00	10.00	140.00	98,00,000.00					
7	Nilesh Pravinchandra Doshi	Sub-division	-		12-11-2024	-	5.00	-	-	98,00,000.00			1,40,000.00	70
		Private Placement	Cash		22-02-2024	25,000.00	10.00	140.00	35,00,000.00					
8	Sangeeta Mukund Shah	Sub-division	-		12-11-2024	-	5.00	-	-	35,00,000.00			50,000.00	70
		Private Placement	Cash		22-02-2024	25,000.00	10.00	140.00	35,00,000.00					
9	Mukund Sevantilal Shah	Sub-division	-		12-11-2024	-	5.00	-	-	35,00,000.00			50,000.00	70
		Private Placement	Cash		08-02-2022	44,444.00	10.00	90.00	39,99,960.00					
10	Rupesh Kumar Gupta	Sub-division	-		12-11-2024	-	5.00	-	-	39,99,960.00			88,888.00	45
		Private Placement	Cash		17-03-2022	10,000.00	10.00	90.00	9,00,000.00					
11	Nidhi Srivastava	Sub-division	-		12-11-2024	-	5.00	-	-	9,00,000.00			20,000.00	45
		Private Placement	Cash		17-03-2022	10,000.00	10.00	90.00	9,00,000.00					
12	Devarapalli Jeevan Kaladhar	Sub-division	-		12-11-2024	-	5.00	-	-	9,00,000.00			20,000.00	45
		Private Placement	Cash		17-03-2022	10,000.00	10.00	90.00	9,00,000.00					
13	Veera Venkata Satyanarayan	Sub-division	-		17-03-2022	10,000.00	10.00	90.00	9,00,000.00				20,000.00	45
		Private Placement	Cash		17-03-2022	10,000.00	10.00	90.00	9,00,000.00				20,000.00	45



21	Bhanwar Lal Chandak	Private Placement	Cash	08-02-2022	55,500.00	10.00	90.00	49,95,000.00	77,70,000.00	2,22,000.00	35
		Secondary transactions	Cash	11-12-2023	55,500.00	10.00	50.00	27,75,000.00			
22	Parul Gupta	Sub-division	-	12-11-2024	-	5.00	-	-	19,99,980.00	44,444.00	45
		Private Placement	Cash	08-02-2022	22,222.00	10.00	90.00	19,99,980.00			
23	Isha Gupta	Sub-division	-	12-11-2024	-	5.00	-	-	19,99,980.00	44,444.00	45
		Private Placement	Cash	08-02-2022	22,222.00	10.00	90.00	19,99,980.00			
24	Neeraj Kasam	Sub-division	-	12-11-2024	-	5.00	-	-	9,00,000.00	20,000.00	45
		Private Placement	Cash	08-02-2022	2,222.00	10.00	90.00	1,99,980.00			
25	Sujitha Ravoori	Private Placement	Cash	17-03-2022	7,778.00	10.00	90.00	7,00,020.00	27,00,000.00	60,000.00	45
		Sub-division	-	12-11-2024	-	5.00	-	-			
26	Mani Ranjitha Sarma	Private Placement	Cash	08-02-2022	10,000.00	10.00	90.00	9,00,000.00	9,00,000.00	20,000.00	45
		Private Placement	Cash	26-04-2022	20,000.00	10.00	90.00	18,00,000.00			
27	Vikasa India EIF I Fund	Sub-division	-	12-11-2024	-	5.00	-	-	3,01,00,000.00	4,30,000.00	70
		Private Placement	Cash	17-03-2022	10,000.00	10.00	90.00	9,00,000.00			




28	Keni Manohar Ashok	Sub-division Private Placement	-	12-11-2024	-	5.00	-	-	-				
			Cash	22-02-2024	20,000.00	10.00	140.00	28,00,000.00					
		Sub-division Private Placement	-	12-11-2024	-	5.00	-	-	28,00,000.00			40,000.00	70
29	Hetal Chetan Mehta	Sub-division Private Placement	Cash	01-02-2022	55,555.00	10.00	90.00	49,99,950.00					
		Sub-division Private Placement	-	12-11-2024	-	5.00	-	-	49,99,950.00			1,11,110.00	45
30	Ashish Maheshwari	Sub-division	Cash	26-04-2022	1,11,000.00	10.00	90.00	99,90,000.00					
		Sub-division	-	12-11-2024	-	5.00	-	-	99,90,000.00			2,22,000.00	45



ANNEXURE III


COMPUTATION OF WEIGHTED AVERAGE PRICE AT WHICH EQUITY SHARES ACQUIRED IN THE LAST ONE YEAR BY EACH PROMOTER

Sr. No.	Name of Promoter(s)	Number of Equity Shares acquired in the last one year (i.e. from [●] to [●])	Weighted average price of equity shares acquired
1.	Anil Kumar Karusala	40,00,000	35
2.	Karusala Aruna	NA	NA (Since no acquisition made in last one year)
3.	Vijitha Gorrepati	NA	NA (Since no acquisition made in last one year)



ANNEXURE IV
COMPUTATION OF WEIGHTED AVERAGE PRICE AT WHICH EQUITY SHARES ACQUIRED IN
THE LAST ONE YEAR BY EACH SELLING SHAREHOLDER

S.No	Name of acquirer	Number of Equity Shares acquired in the last one year (i.e. from 15-03-2025 to 14-03-2026)	Weighted Average Price for last one year (i.e. from 15-03-2025 to 14-03-2026)
1	Ansh Golas	NA	NA (since no acquisition in last 1 year)
2	Ideas and Journeys Private Limited	NA	NA (since no acquisition in last 1 year)
3	Tilokchand Punamchand Ostwal	NA	NA (since no acquisition in last 1 year)
4	Venil Shrikantbhai Siriya	NA	NA (since no acquisition in last 1 year)
5	Sreelekha Ganta	NA	NA (since no acquisition in last 1 year)
6	Bhautik Mukund Shah	NA	NA (since no acquisition in last 1 year)
7	Nilesh Pravinchandra Doshi	NA	NA (since no acquisition in last 1 year)
8	Sangeeta Mukund Shah	NA	NA (since no acquisition in last 1 year)
9	Mukund Sevantilal Shah	NA	NA (since no acquisition in last 1 year)
10	Rupesh Kumar Gupta	NA	NA (since no acquisition in last 1 year)
11	Nidhi Srivastava	NA	NA (since no acquisition in last 1 year)
12	Devarapalli Jeevan Kaladhar	NA	NA (since no acquisition in last 1 year)
13	Veera Venkata Satyanarayana Murty Ambati	NA	NA (since no acquisition in last 1 year)
14	Venkat Prahalad Dinesh Tayi	NA	NA (since no acquisition in last 1 year)
15	Ravi Sankar Posani	NA	NA (since no acquisition in last 1 year)
16	Vijay Gondi	NA	NA (since no acquisition in last 1 year)
17	Devendra Chawla	NA	NA (since no acquisition in last 1 year)
18	T.Visalakshi	NA	NA (since no acquisition in last 1 year)
19	Padma Guntupalli	NA	NA (since no acquisition in last 1 year)
20	Vijaya Sagar Galla Chowdary	NA	NA (since no acquisition in last 1 year)
21	Bhanwar Lal Chandak	NA	NA (since no acquisition in last 1 year)
22	Parul Gupta	NA	NA (since no acquisition in last 1 year)
23	Isha Gupta	NA	NA (since no acquisition in last 1 year)
24	Neeraj Kasam	NA	NA (since no acquisition in last 1 year)
25	Sujitha Ravoori	NA	NA (since no acquisition in last 1 year)
26	Mani Ranjitha Sarma	NA	NA (since no acquisition in last 1 year)
27	Vikasa India EIF I Fund	NA	NA (since no acquisition in last 1 year)
28	Keni Manohar Ashok	NA	NA (since no acquisition in last 1 year)
29	Hetal Chetan Mehta	NA	NA (since no acquisition in last 1 year)
30	Ashish Maheshwari	NA	NA (since no acquisition in last 1 year)



ANNEXURE V
COMPUTATION FOR WEIGHTED AVERAGE COST OF ACQUISITION OF ALL SHARES TRANSACTED BY EACH PROMOTER AND EACH SELLING SHAREHOLDER IN THE LAST THREE YEARS, 18 MONTHS AND ONE YEAR

Name of promoter	Nature of transaction	Nature of consideration	Date of Allotment/ acquisition	No. of Equity Shares acquired/ allotted	Face value per Equity Share	Cost per Equity Share (including securities premium) (in ₹)	Total cost (in ₹)	Cumulative amount paid for the Shares	Cumulative number of Equity Shares	Weighted Average Price for last 1 year	Weighted Average Price for last 18 months	Weighted Average Price for last 3 years
Anil Kumar Zarusala	Preferential Allotment	Other than cash	05-02-2024	11,50,688.00	10.00	53.36	6,14,00,711.68	6,14,00,711.68	11,50,688.00	35	35	31.96
	Sub-Division Allotment of shares upon conversion	NA	12-11-2024	-	5.00	-	-	6,14,00,711.68	23,01,376.00	35	35	31.96
	Preferential Allotment	Cash	24-09-2025	40,00,000.00	5.00	35.00	14,00,00,000.00	20,14,00,711.68	63,01,376.00	NA (Since no acquisition in last one year)	NA (Since no acquisition in last 18 months)	26.68
Zarusala Aruna	Preferential Allotment	Other than cash	05-02-2024	12,49,560.00	10.00	53.36	6,66,76,521.60	6,66,76,521.60	12,49,560.00	NA (Since no acquisition in last one year)	NA (Since no acquisition in last 18 months)	26.68
	Sub Division Preferential Allotment	NA	12-11-2024	-	5.00	-	-	6,66,76,521.60	24,99,120.00	NA (Since no acquisition in last one year)	NA (Since no acquisition in last 18 months)	26.68
Vijitha Jorrapati	Preferential Allotment	Cash	05-02-2024	28,99,752.00	10.00	53.36	15,47,30,766.72	15,47,30,766.72	28,99,752.00	NA (Since no acquisition in last one year)	NA (Since no acquisition in last 18 months)	26.68
	Subdivision	NA	12-11-2024	-	5.00	-	-	15,47,30,766.72	57,99,504.00	NA (Since no acquisition in last one year)	NA (Since no acquisition in last 18 months)	26.68



S.N	Name of Selling shareholder	Nature of consideration	Date of Allotment/ acquisition	No. of Equity Shares acquired/ allotted	Face value per Equity Share	Acquisition price per Equity Share	Total cost (in ₹)	Cumulative amount paid for the Equity Shares	Cumulative number of Equity Shares	Weighted Average Price for last 1 year for last 1 year	Weighted Average Price for last 18 months	Weighted Average Price for last 3 years
1	Ansh Golas	Cash	08-02-2022	22,222.00	10.00	90.00	19,99,980.00			NA (Since no acquisition in last one year)	NA (Since no acquisition in last 18 months)	NA (Since no acquisition in last 3 years)
		-	12-11-2024	-	5.00	-	-	19,99,980.00	44,444.00			
2	Ideas and Journeys Private Limited	Cash	15-03-2024	31,425.00	10.00	140.00	43,99,500.00					
		Cash	05-04-2024	40,000.00	10.00	140.00	56,00,000.00			NA (Since no acquisition in last one year)	NA (Since no acquisition in last 18 months)	70
3	Tilokchand Punamchand Ostwal	Cash	12-11-2024	-	5.00	-	-	99,99,500.00	1,42,850.00			
		Cash	01-02-2022	1,11,111.00	10.00	90.00	99,99,990.00			NA (Since no acquisition in last one year)	NA (Since no acquisition in last 18 months)	NA (Since no acquisition in last 3 years)
4	Venil Shrikantbhai Siriya	Cash	22-02-2024	25,000.00	10.00	90.00	22,50,000.00					
		-	12-11-2024	-	5.00	-	-	22,50,000.00	50,000.00			45
5	Sreelekha Ganta	Cash	08-02-2022	1,00,000.00	10.00	90.00	90,00,000.00					
		-	12-11-2024	-	5.00	-	-	90,00,000.00	2,00,000.00			NA (Since no acquisition in last 3 years)
6	Bhautik Mukund Shah	Cash	22-02-2024	70,000.00	10.00	140.00	98,00,000.00			NA (Since no acquisition in last one year)	NA (Since no acquisition in last 18 months)	70
		-	12-11-2024	-				98,00,000.00	1,40,000.00			



14	Venkat Prahalad Dinesh Tayi	Cash	17-03-2022	5,000.00	10.00	90.00	4,50,000.00	10,000.00	NA (Since no acquisition in last one year)	NA (Since no acquisition in last 18 months)	NA (Since no acquisition in last 3 years)
		-	12-11-2024	-	5.00	-	-	-	NA (Since no acquisition in last one year)	NA (Since no acquisition in last 18 months)	NA (Since no acquisition in last 3 years)
15	Ravi Sankar Posani	Cash	01-02-2022	15,000.00	10.00	90.00	13,50,000.00	30,000.00	NA (Since no acquisition in last one year)	NA (Since no acquisition in last 18 months)	NA (Since no acquisition in last 3 years)
		-	12-11-2024	-	5.00	-	-	13,50,000.00	NA (Since no acquisition in last one year)	NA (Since no acquisition in last 18 months)	NA (Since no acquisition in last 3 years)
16	Vijay Gondi	Cash	01-02-2022	90,000.00	10.00	90.00	81,00,000.00	1,80,000.00	NA (Since no acquisition in last one year)	NA (Since no acquisition in last 18 months)	NA (Since no acquisition in last 3 years)
		-	12-11-2024	-	5.00	-	-	81,00,000.00	NA (Since no acquisition in last one year)	NA (Since no acquisition in last 18 months)	NA (Since no acquisition in last 3 years)
17	Devendra Chawla	Cash	17-03-2022	55,555.00	10.00	90.00	49,99,950.00	2,22,218.00	NA (Since no acquisition in last one year)	NA (Since no acquisition in last 18 months)	NA (Since no acquisition in last 3 years)
		Cash	26-04-2022	55,554.00	10.00	90.00	49,99,860.00	-	NA (Since no acquisition in last one year)	NA (Since no acquisition in last 18 months)	NA (Since no acquisition in last 3 years)
		-	12-11-2024	-	5.00	-	-	99,99,810.00	NA (Since no acquisition in last one year)	NA (Since no acquisition in last 18 months)	NA (Since no acquisition in last 3 years)
18	T.Visalakshi	Cash	01-02-2022	60,000.00	10.00	90.00	54,00,000.00	1,20,000.00	NA (Since no acquisition in last one year)	NA (Since no acquisition in last 18 months)	NA (Since no acquisition in last 3 years)
		-	12-11-2024	-	5.00	-	-	54,00,000.00	NA (Since no acquisition in last one year)	NA (Since no acquisition in last 18 months)	NA (Since no acquisition in last 3 years)
19	Padma Guntupalli	Cash	14-05-2022	1,00,000.00	10.00	90.00	90,00,000.00	2,00,000.00	NA (Since no acquisition in last one year)	NA (Since no acquisition in last 18 months)	NA (Since no acquisition in last 3 years)
		-	12-11-2024	-	5.00	-	-	90,00,000.00	NA (Since no acquisition in last one year)	NA (Since no acquisition in last 18 months)	NA (Since no acquisition in last 3 years)
20	Vijaya Sagar Galla	Cash	08-02-2022	5,555.00	10.00	90.00	4,99,950.00	11,110.00	NA (Since no acquisition in last one year)	NA (Since no acquisition in last 18 months)	NA (Since no acquisition in last 3 years)



ANNEXURE VI

DETAILS OF PRICE AT WHICH SPECIFIED SECURITIES (EQUITY SHARES) WERE ACQUIRED BY THE PROMOTER AND SELLING SHAREHOLDERS IN THE LAST THREE YEARS IMMEDIATELY PRECEDING THE DATE OF THIS CERTIFICATE

S.No	Name of Selling shareholder	Date of Acquisition / Allotment	Face Value (Rs.)	Number of Equity Shares	Nature of consideration	Nature of Transaction	Acquisition price per share	Total cost	Cumulative number of Equity Shares
Selling shareholders									
1	Ideas and Journeys Private Limited	15-03-2024	10	31,425	Cash	Private Placement	140	43,99,500	1,42,850
		05-04-2024	10	40,000	Cash	Private Placement	140	56,00,000	
		12-11-2024	5	-	-	Sub-division	-	-	
2	Venil Shrikantbhai Siriya	22-02-2024	10	25,000	Cash	Private Placement	90	22,50,000	50,000
		12-11-2024	5	-	-	Sub-division	-	-	
3	Bhautik Mukund Shah	22-02-2024	10	70,000	Cash	Private Placement	140	98,00,000	1,40,000
		12-11-2024	5	-	-	Sub-division	-	-	
4	Nilesh Pravinchandra Doshi	29-02-2024	10	70,000	Cash	Private Placement	140	98,00,000	1,40,000
		12-11-2024	5	-	-	Sub-division	-	-	
5	Sangeeta Mukund Shah	22-02-2024	10	25,000	Cash	Private Placement	140	35,00,000	50,000
		12-11-2024	5	-	-	Sub-division	-	-	
6	Mukund Sevantilal Shah	22-02-2024	10	25,000	Cash	Private Placement	140	35,00,000	50,000
		12-11-2024	5	-	-	Sub-division	-	-	
7	Bhanwar Lal Chandak	08-02-2022	10	55,500	Cash	Private Placement	90	49,95,000	2,22,000
		11-12-2023	10	55,500	Cash	Secondary transactions	50	27,75,000	
		12-11-2024	5	-	-	Sub-division	-	-	



8	Vikasa India EIF I Fund	15-03-2024	10	2,15,000	Cash	Private Placement	140	3,01,00,000	4,30,000
		12-11-2024	5	-	-	Sub-division	-	-	
9	Keni Manohar Ashok	22-02-2024	10	20,000	Cash	Private Placement	140	28,00,000	40,000
		12-11-2024	5	-	-	Sub-division	-	-	
Promoters									
10	Anil Kumar Karusala	05-02-2024	10	11,50,688	Other than cash	Preferential Allotment	53.36	6,14,00,712	63,01,376
		12-11-2024	5	-	NA	Sub-Division	-	-	
		24-09-2025	5	40,00,000	Cash	Allotment of shares upon conversion	35	14,00,00,000	
11	Karusala Aruna	05-02-2024	10	12,49,560	Other than cash	Preferential Allotment	53.36	6,66,76,522	24,99,120
		12-11-2024	5	-	NA	Sub Division	-	-	
12	Vijitha Gorrepati	05-02-2024	10	28,99,752		Preferential Allotment	53.36	15,47,30,767	57,99,504
		12-11-2024	5	-		Subdivision			
Total								54,70,20,028	1,58,64,850
									34.48



**ANNEXURE VII
COMPUTATION OF WEIGHTED AVERAGE COST OF ACQUISITION OF ALL EQUITY SHARES TRANSACTED BY THE PROMOTER, PROMOTER GROUP
AND SELLING SHAREHOLDERS IN THE THREE YEARS, EIGHTEEN MONTHS AND ONE YEAR PRECEDING THE DATE OF THIS DRAFT RED HERRING
PROSPECTUS**

S. No.	Name of Selling shareholder	Nature of Transaction	Nature of consideration	Date of Acquisition / Allotment	Number of Equity Shares	Face Value (Rs.)	Acquisition price per share	Total cost	Cumulative amount paid for the Equity Shares	Cumulative number of Equity Shares	Weighted Average Price for last 1 year	Weighted Average Price for last 18 months	Weighted Average Price for last 3 years
1	Ideas and Journeys Private Limited	Private Placement	Cash	15-03-2024	31,425.00	10	140	43,99,500.00	99,99,500.00	1,42,850.00	NA (since no acquisition in last 1 year)	NA (since no acquisition in last 18 months)	70
		Private Placement	Cash	05-04-2024	40,000.00	10	140	56,00,000.00			NA (since no acquisition in last 1 year)	NA (since no acquisition in last 18 months)	45
		Sub-division	-	12-11-2024	-	5	-	-			NA (since no acquisition in last 1 year)	NA (since no acquisition in last 18 months)	70
2	Venil Shrikantbhai Siriya	Private Placement	Cash	22-02-2024	25,000.00	10	90	22,50,000.00	22,50,000.00	50,000.00	NA (since no acquisition in last 1 year)	NA (since no acquisition in last 18 months)	70
		Sub-division	-	12-11-2024	-	5	-	-			NA (since no acquisition in last 1 year)	NA (since no acquisition in last 18 months)	70
3	Bhautik Mukund Shah	Private Placement	Cash	22-02-2024	70,000.00	10	140	98,00,000.00	98,00,000.00	1,40,000.00	NA (since no acquisition in last 1 year)	NA (since no acquisition in last 18 months)	70
		Sub-division	-	12-11-2024	-	5	-	-			NA (since no acquisition in last 1 year)	NA (since no acquisition in last 18 months)	70
4	Nilesh Pravinchandra Doshi	Private Placement	Cash	29-02-2024	70,000.00	10	140	9,80,00,000.00	98,00,000.00	1,40,000.00	NA (since no acquisition in last 1 year)	NA (since no acquisition in last 18 months)	70
		Sub-division	-	12-11-2024	-	5	-	-			NA (since no acquisition in last 1 year)	NA (since no acquisition in last 18 months)	70



5	Sangeeta Mukund Shah	Private Placement	Cash	22-02-2024	25,000.00	10	140	35,00,000.00	35,00,000.00	50,000.00	NA (since no acquisition in last 1 year)	NA (since no acquisition in last 18 months)	70
		Sub-division	-	12-11-2024	-	5	-	-	-				
6	Mukund Sevantilal Shah	Private Placement	Cash	22-02-2024	25,000.00	10	140	35,00,000.00	35,00,000.00	50,000.00	NA (since no acquisition in last 1 year)	NA (since no acquisition in last 18 months)	70
		Sub-division	-	12-11-2024	-	5	-	-	-				
7	Bhanwar Lal Chandak	Private Placement	Cash	08-02-2022	55,500.00	10	90	49,95,000.00	77,70,000.00	2,22,000.00	NA (since no acquisition in last 1 year)	NA (since no acquisition in last 18 months)	25
		Secondary transactions	Cash	11-12-2023	55,500.00	10	50	27,75,000.00					
		Sub-division	-	12-11-2024	-	5	-	-					
8	Vikasa India EIF I Fund	Private Placement	Cash	15-03-2024	2,15,000.00	10	140	3,01,00,000.00	3,01,00,000.00	4,30,000.00	NA (since no acquisition in last 1 year)	NA (since no acquisition in last 18 months)	70
		Sub-division	-	12-11-2024	-	5	-	-					
9	Keni Manohar Ashok	Private Placement	Cash	22-02-2024	20,000.00	10	140	28,00,000.00	28,00,000.00	40,000.00	NA (since no acquisition in last 1 year)	NA (since no acquisition in last 18 months)	70
		Sub-division	-	12-11-2024	-	5	-	-					

Promoters

10	Anil Kumar Karusala	Preferential Allotment	Other than cash	05-02-2024	11,50,688.00	10	53.36	6,14,00,711.68	6,14,00,711.68	11,50,688.00	35	35	31.96
		Sub-Division	NA	12-11-2024	-	5	-	-	6,14,00,711.68	23,01,376.00			



		Allotment of shares upon conversion	Cash	24-09-2025	40,00,000.00	5	35	14,00,00,000.00	20,14,00,711.68	63,01,376.00	NA (Since no acquisition in last one year)	NA (Since no acquisition in last 18 months)	26.68
11	Karusala Aruna	Preferential Allotment	Other than cash	05-02-2024	12,49,560.00	10	53.36	6,66,76,521.60	6,66,76,521.60	12,49,560.00	NA (Since no acquisition in last one year)	NA (Since no acquisition in last 18 months)	26.68
		Sub Division	NA	12-11-2024	-	5	-		6,66,76,521.60	24,99,120.00	NA (Since no acquisition in last one year)	NA (Since no acquisition in last 18 months)	
12	Vijitha Gorrepati	Preferential Allotment	Preferential Allotment	05-02-2024	28,99,752.00	10	53.36	15,47,30,766.72	15,47,30,766.72	28,99,752.00	NA (Since no acquisition in last one year)	NA (Since no acquisition in last 18 months)	26.68
		Subdivision	Subdivision	12-11-2024		5	-		15,47,30,766.72	57,99,504.00	NA (Since no acquisition in last one year)	NA (Since no acquisition in last 18 months)	
Promoter Group													
13	Kunal Kakumanu	Gift received	NA	29-09-2025	20,00,000.00	5		-	-	20,00,000.00	0 (since received as gift)	0 (since received as gift)	0 (since received as gift)

